

3 Octave Scale Violin Fingering Chart

B flat Major and above

ascending	2	1	2	3	4	1	2	3	4	1	2	3	-1	2	3	4	1	2	-1	2	-1	2	3	4
descending (type 1)	4	3	2	1	-4	3	2	1	4	3	2	1	-3	2	1	4	3	2	1	4	3	2	1	3
descending (type 2)	4	-4	3	2	1	-3	2	1	4	3	2	1	-3	2	1	4	3	2	1	4	3	2	1	3

A Major and above

ascending	2	1	-1	2	3	4	1	2	3	4	1	2	-1	2	3	4	1	2	-1	2	-1	2	3	4
descending (type 1)	4	3	2	1	-4	3	2	1	4	3	2	1	-2	1	4	3	2	1	4	3	2	1	-1	3
descending (type 2)	4	-4	3	2	1	-3	2	1	4	3	2	1	-2	1	4	3	2	1	4	3	2	1	-1	3

A flat Major

ascending	1	0	1	2	3	4	1	2	3	4	1	2	-1	2	3	4	1	2	-1	2	-1	2	3	4
descending (type 1)	4	3	2	1	-4	3	2	1	4	3	2	1	-2	1	4	3	2	1	4	3	2	1	0	2
descending (type 2)	4	-4	3	2	1	-3	2	1	4	3	2	1	-2	1	4	3	2	1	4	3	2	1	0	2

G Major

ascending	0	1	0	1	2	3	4	1	2	3	4	1	2	-1	2	3	4	1	2	-1	2	3	4	-4
descending	4	-4	3	2	1	-2	1	4	3	2	1	-2	1	4	3	2	1	4	3	2	1	0	2	1

Finger Patterns in the hand



① ② ● ③ ● ④ ●



① ● ② ③ ● ④ ●





① ● ② ● ③ ④ ●



① ● ② ● ③ ● ④

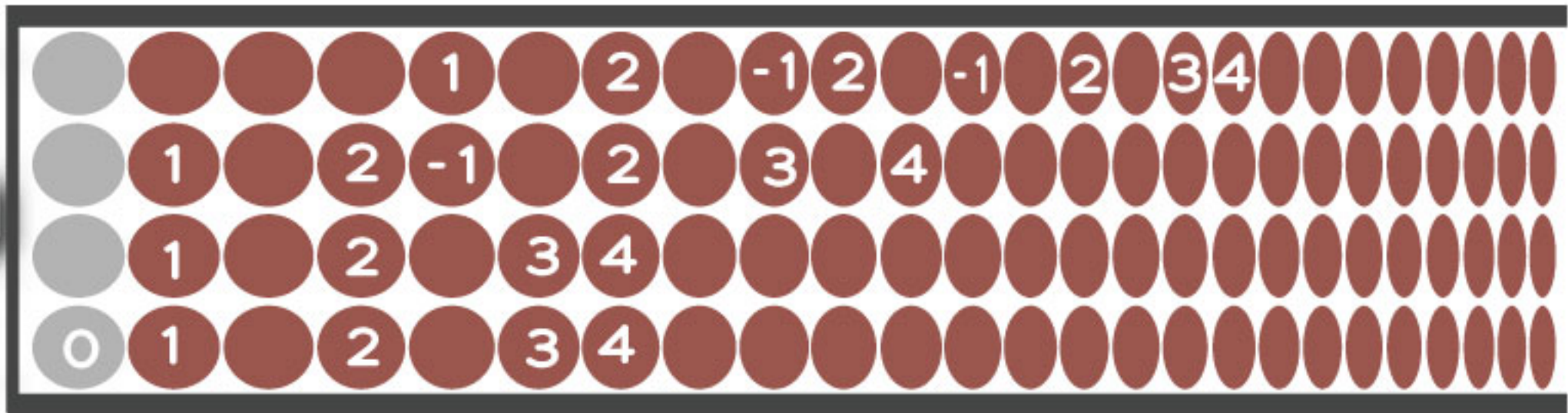

B flat Major Scale & above

Fingering & Patterns ascending



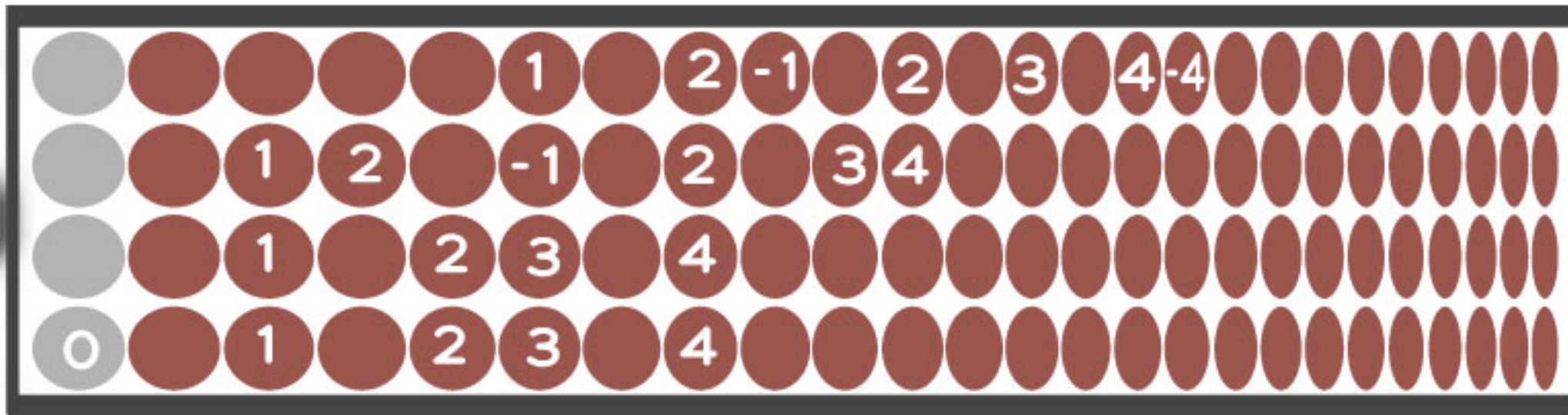

2 1 2 3 4 1 2 3 4 1 2 3 -1 2 3 4 1 2 -1 2 -1 2 3 4

A flat Major Scale Fingering & Patterns ascending



1 0 1 2 3 4 1 2 3 4 1 2 -1 2 3 4 1 2 -1 2 -1 2 3 4

G Major Scale Fingering & Patterns ascending



0 1 0 1 2 3 4 1 2 3 4 1 2 -1 2 3 4 1 2 -1 2 3 4 -4